

Other Bodies/Individuals Michelle McHugh

FINAL DECISION

SUGGESTED NEXT STEPS:

Details to be specified

Further consideration by
this Committee

To Council

To Cabinet

To an O & S Committee

To an Area Committee

Further Consultation

Agenda No

Overview & Scrutiny Board – 5th October 2010

Quarter 1 – Local Area Agreement Performance Report 2010 / 11

Report of the Assistant Chief Executive

Recommendation

The Board is recommended to: -

- Consider the overall performance for the LAA for Quarter 1
- Identify any appropriate actions needed to address areas for improvement
- Identify any issues for further consideration by the Overview and Scrutiny Board.

1.0 Background

- 1.1 The purpose of this report is to inform the Board of the performance of the LAA Quarter 1. Historically, and prior to the recent changes to Scrutiny arrangements this report would have been considered by the Corporate Services Overview and Scrutiny Committee. Under the remit of the new Overview and Scrutiny Board this report will be considered quarterly given the relevance to both partnership and performance matters.
- 1.2 It should also be noted that policy changes emerging from the new Coalition Government indicate that the future of Local Area Agreements (LAAs) is in doubt. On the 10th August Communities and Local Government (CLG) announced the abolition of the Place Survey. 18 National Indicators are informed through the place survey of which 5 are included in Warwickshire's LAA. This coupled with the deletion of indicators associated with the Ofsted Tell Us survey has created considerable uncertainty about the future viability of the LAA and the future direction and shape of partnership working.
- 1.3 Officers will keep this Committee informed as and when changes arise and of any consequential action needed. In the meantime it is considered sensible to sustain the performance management reporting arrangements around the existing LAA.
- 1.4 Performance data is submitted from each LAA Block on a quarterly basis. Areas highlighted in this report are areas where performance falls below target (with improvement activities to address the under performance) and areas of over-performance.
- 1.5 From Quarter 2, where possible, data will be disaggregated to show how each district and borough area performance impacts on the county figure on an indicator by indicator basis. For some indicators, this won't be possible, as





there will only be a county-wide total. The Warwickshire Hub performance management system will be utilised to perform this calculation.

2.0 Overall Performance Summary for Quarter 1

2.1 At the beginning of Year 3 of the LAA the position is as outlined in the table below is thus:

- 10% of indicators are forecast to fall below target
- 67% of indicators are forecast to meet target
- 2% of indicators are forecast to exceed target within 10%.
- 21% of indicators are forecast to exceed target by more than 10%.

Table 1: LAA Summary Analysis for Quarter 1

Quarter 1 Analysis						
LAA Block	Total number of indicators	Total reported for Year End	Missed target 	Met Target 	Exceeded target (within 10%) 	Exceeded target (more than 10%) 
CYP	22	20 91%	6 30%	12 60%	-	2 10%
HCOP	17	16 94%	-	14 88%	-	2 12%
Safer and Stronger	12	7 58%	-	1 14%	-	6 86%
Sustainable Development	23	14 61%	-	11 79%	1 7%	2 14%
Total	74	57 77%	6 10%	38 67%	1 2%	12 21%

2.2 Unlike previous years, where there have been six blocks, the changes in the governance arrangements for the LAA have meant there are now four blocks (safer and stronger communities having merged the economic development and enterprise block and the climate change and environment block becoming sustainable development). Therefore it is not possible to compare the block by block analysis for quarter 1 performance with year end.

2.3 Overall, performance trend can be compared with quarter 1 of 2009/10 as shown in the analysis below. Please note: the exceeding target by more than 10% status alert was introduced part way through last year, so the analysis below will only show those indicators which were on or within 10% of target.

- 39 indicators are on or within 10% of target, compared to 42 last year

- The number of indicators which missed target is the same as for the same time last year (6)
- 57 indicators have been reported for quarter 1 this year compared to 48 for the same time last year

3.0 Performance by Exception – Summary of Overall Performance

3.1 The only indicators forecast to fall below target fall within the Children and Young People block and are listed below:

Children and Young People (6)

- Emotional Health of Children (NI050)
- Narrowing the gap between the lowest achieving 20% in the Early Years Foundation Stage Profile and the rest (%) (NI092)
- Achievement gap between pupils eligible for free school meals and their peers achieving the expected level at Key Stage 2 (%) (NI102i)
- Young people's participation in positive activities (%) (NI110)
- Under 18 conception rate (compared with the 1998 baseline) (%) (Ni112)
- 16 to 18 year olds who are not in education, training or employment 'NEET' (%) (NI117)

3.2 The indicators forecast to exceed target by more than 10% are;

Children and Young People (2)

- Percentage of Children who have experienced bullying (NI069)
- First time entrants to the Youth Justice System aged 10-17 (NI111)

Healthier Communities & Older People Block (2)

- Improve emotional health in the workplace - Training Managers (Li402b)
- Improve emotional health in the workplace – Awareness (Li402c)

Sustainable Development (2)

- % Working age population qualified to at least Level 2 or higher (NB: targets relate to previous years performance due to time lag in data publication) - Gap between North of County and County average (Li163a)
- % Working age population qualified to at least Level 4 or higher - Gap between Warwickshire and the South East (Li165a)

Safer and Stronger (6)

- Serious violent crime rate - to include Domestic Violence (Number of offences) (Li015a)
- Serious acquisitive crime (Number) (Li016a)
- People killed or seriously injured in road traffic accidents - Number of casualties (Li047a)
- Serious violent crime rate, including Domestic Violence (per 1,000) (NI015)

- Serious acquisitive crime - Offences (per 1,000) (NI016)
- People killed or seriously injured in road traffic accidents (percentage change on 3 year rolling average) (NI047)

3.3 An integrated exception report and improvement plan in Appendix 2 holds the detail on both over and underperformance, including remedial action and examples of good practice where appropriate.

4.0 Ongoing Improvement and Next Steps

4.1 As referred to in paragraph 1.4 above, national developments have meant that there is considerable change and resulting uncertainty affecting partnership working and the LAA in particular.

4.2 Work is underway to renew the purpose and direction of the Public Service Board in response to outcomes of the Partnership Peer Review and the changing partnership landscape.

4.3 What is certain is that a multi-agency approach is required to address the challenges ahead and all partners are committed to working together to identify solutions that build upon the history of partnership working in Warwickshire. It is hoped that many of these issues will be identified during the work of the Public Sector Reform Task and Finish group which commences in September 2010.

5.0. Recommendations

The Board is recommended to: -

- Consider the overall performance for LAA indicators for Quarter 1
- Consider actions to address areas for improvement
- Identify any issues for further consideration by the Overview and Scrutiny Board.

Monica Fogarty
Assistant Chief Executive

August 2010